

REPÈRES CE1

CAHIER 1 DE FRANÇAIS







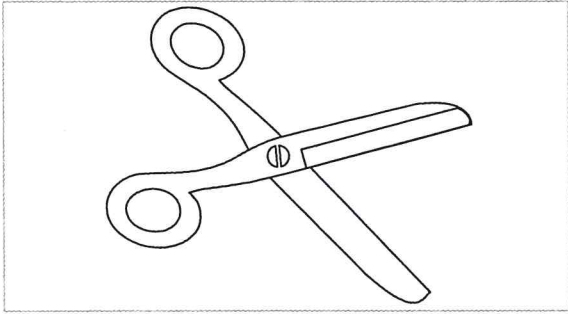
PRÉNOM DE L'ÉLÈVE

NOM DE L'ÉLÈVE

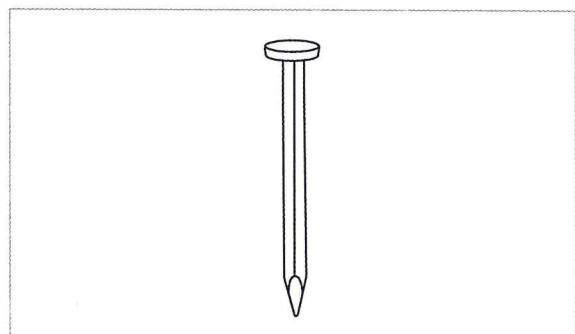
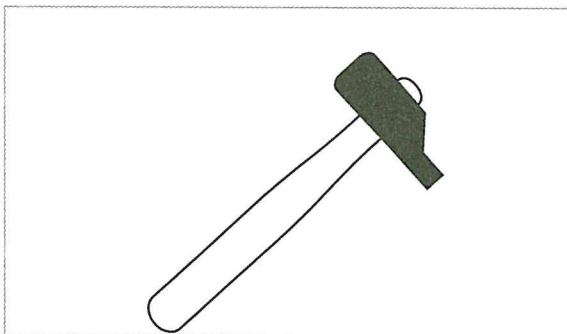
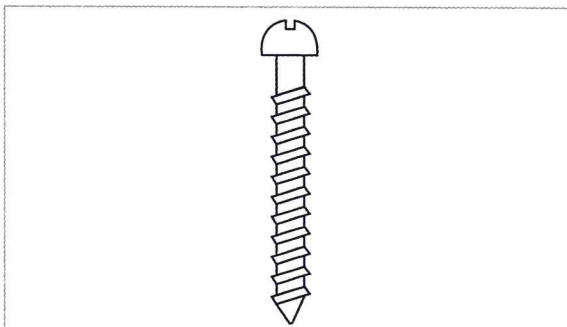


CLASSE DE L'ÉLÈVE





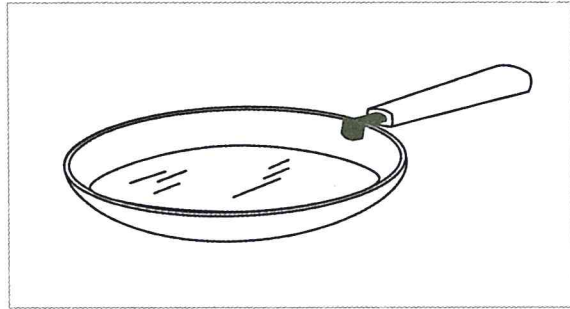



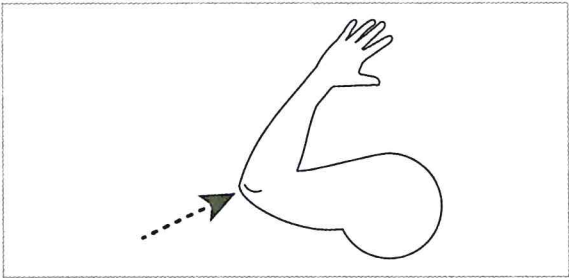
Exercise 1





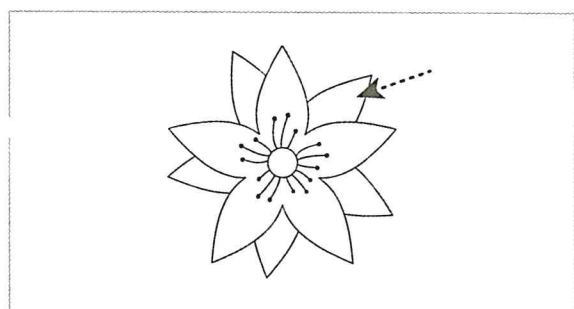





Exercice 1 (suite)



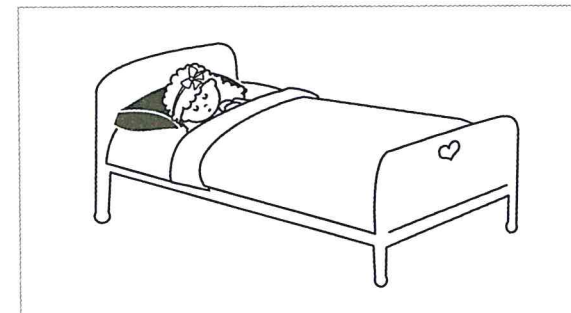





Exercice 1 (suite)




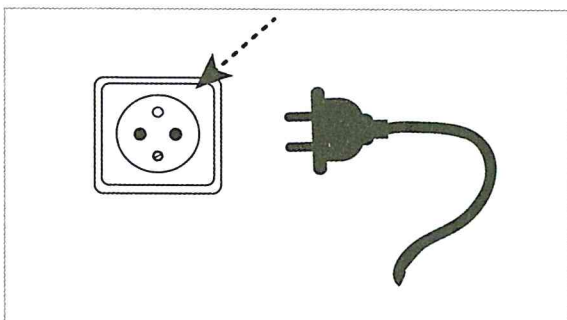
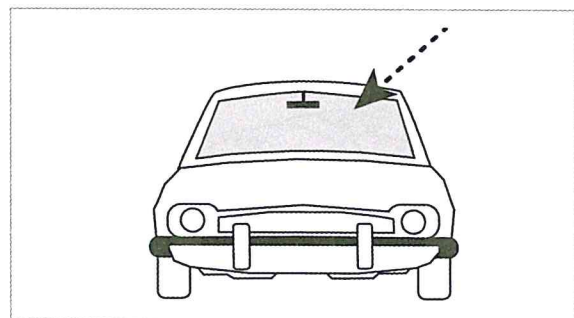

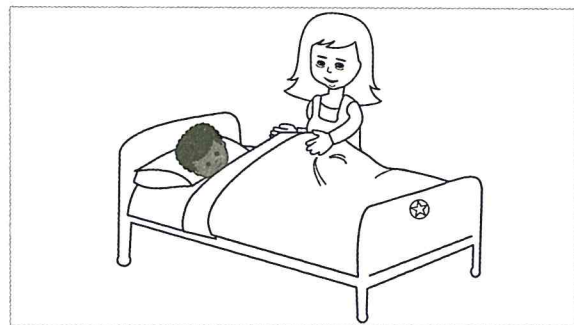

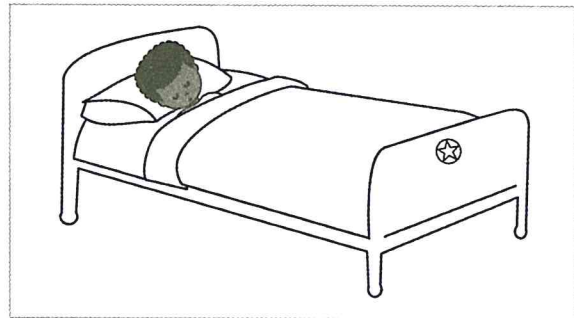
Exercice 1 (suite)



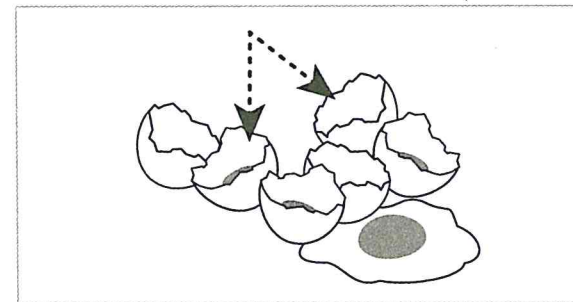
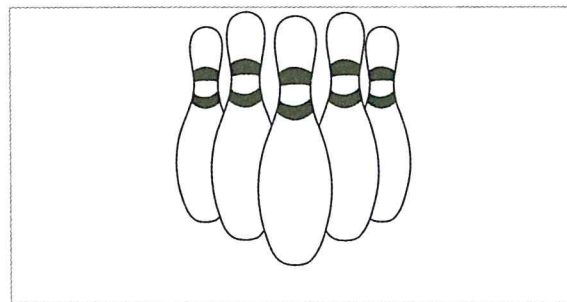



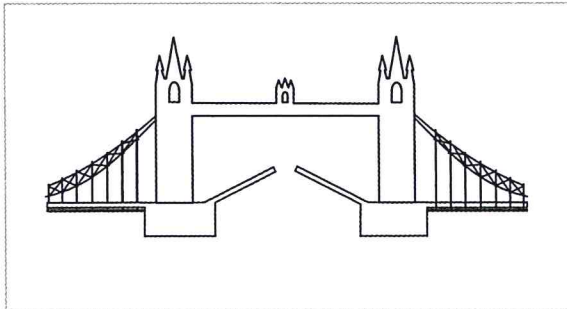


Exercice 1 (suite)



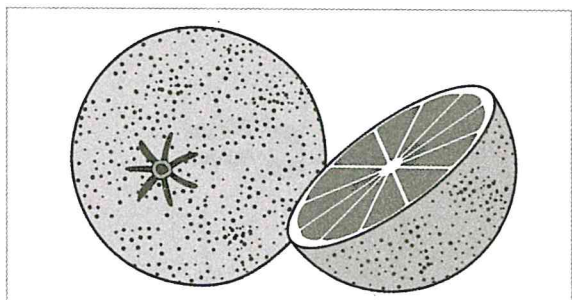


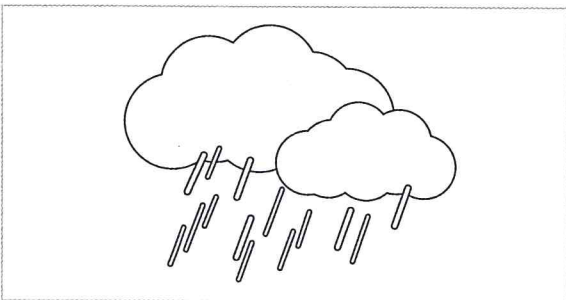
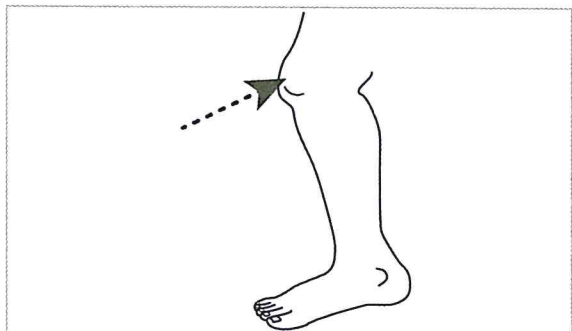
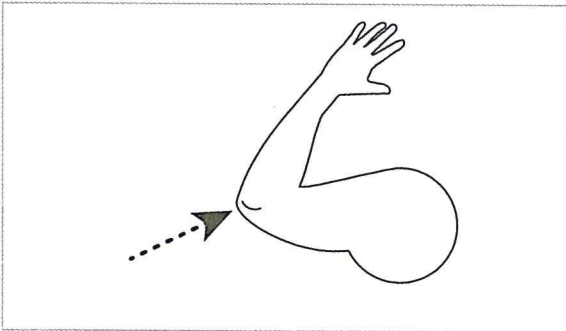
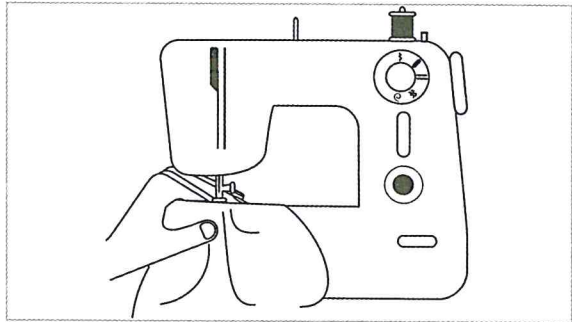

Exercice 1 (suite)



Exercice 1 (suite)



Exercice 1 (suite)



Exercice 2

Pour préparer la tarte, déroulez la pâte au fond du moule puis ajoutez de la compote par-dessus. Étalez celle-ci avec le dos d'une cuillère. Disposez ensuite les pommes sur cette préparation. Enfournez et laissez cuire pendant 25 minutes.

1- Ce texte est :

un documentaire.	une recette.	un menu.	un album.
------------------	--------------	----------	-----------

2- Ce texte permet de préparer :

une compote de pommes.	des crêpes.	une tarte aux pommes.	une tarte aux poires.
------------------------	-------------	-----------------------	-----------------------

3- Que doit-on étaler ?

De la compote.	Des pommes.	Du sucre.	Des poires.
----------------	-------------	-----------	-------------

4- Comment fait-on cuire le plat ?

Dans une poêle.	Dans une casserole.	Dans un four.	Au barbecue.
-----------------	---------------------	---------------	--------------

Exercice 3

Jeudi, après manger, comme j'avais encore un peu de temps avant de retrouver les copains dehors, je me suis assis dans le fauteuil. J'ai pris le journal que papa avait laissé avant de partir à son travail. Comme d'habitude, à part les photos et les dessins, il n'y avait rien à lire dans le journal, sauf en dernière page, et là, c'était génial ! Il y avait un grand concours, et le premier prix, c'était une auto !

On voyait la photo de l'auto, et c'était une auto belle comme tout. Pour le concours, ils disaient que tous les jours ils montreraient la photo d'un monument, et qu'il fallait le reconnaître et dire où il se trouvait. C'était drôlement facile ; ils donnaient un exemple, et j'ai tout de suite vu que c'était la Tour Eiffel, celle qui est à Paris.

1- Que fait le petit garçon avant de retrouver les copains ?

Il débarrasse la table.	Il lit le journal.	Il fait ses devoirs.
-------------------------	--------------------	----------------------

2- Qu'a-t-il découvert dans le journal ?

Un grand concours dont le premier prix est une auto.	Un grand concours dont le premier prix est une télévision.	Un grand concours dont le premier prix est un vélo.
--	--	---

3- Dans ce concours, que fallait-il reconnaître tous les jours ?

La photo d'une personne.	La photo d'un monument.	La photo d'un lieu dans la ville.
--------------------------	-------------------------	-----------------------------------













4- Comment le petit garçon a-t-il trouvé l'exemple présenté ?

Drôlement complexe.	Drôlement difficile.	Drôlement facile.
---------------------	----------------------	-------------------

5- Quel monument est photographié sur l'exemple présenté ?

La statue près de l'école de Jean-Jules Treppe.	La tour Eiffel qui est à Paris.	La statue de Poirier-Lamarre qui se trouve à Bains-les-Mers.
---	---------------------------------	--

Exercice 4



Exercice 5

VPO VPO

~~LKNB LKFB~~

~~JMB MJB~~



OZM QZM

GPO GPO

VCOF VCOF

SRGVT SRGVT

JKT JTK

LMOFT LMOFT

HOVF HQVF

PFED PEFD

TGR TGR

BTR BTR

KHG TB KHG IB

FWVN FWVN

DFHK DFHK

LKFTZ LFKTZ

ZKQ ZKO

VYBTR VYBTR

VJS VSJ

LMQFT LMQFT

EWVN FWVN

MNEF MNFE

KGH KGH

SDGKH SDCKH

IRTF IRTF

TRBVE TRBVE

